

Sparklers @ Home Week 26.

David becomes King 2 Samuel 5:4-12; 6:1-19

Hi Sparklers,


This week we hear about David. David knows that it is God who has made him king, and he wants to do something special in return. Bringing God's special box back to Jerusalem is David's way of thanking God.

Activity One – Crowns


1. Get a sheet of A4 card




2. Draw zigzags down the centre of the card (long ways)



3. With help from a grownup, cut along the zig zags.



4. Join one end of zig-zags to the other using a glue stick



5. Decorate your zig zags. I used buttons to be like jewels.



6. When you have finished join the remaining two ends together to make a crown.

This is the story of David so far.

He used to look after his father's sheep. One day a man called Samuel said that David would be the king. David had lots of adventures but, at last he did become king.

Put on your crowns so you can pretend to be a king like David.

David was a good king. It says in the bible that he was a "Great and Strong king", do you know why?

It was because God was on his side.

Bible Story.

David became king, just as God had said he would. He lived in the big city of Jerusalem. David thought about God. "What I'd like to do" he said "is get God's special box and bring it back to Jerusalem. That will remind everyone that God is always with us".

So, King David took lots of helpers and went to the place where the box was being looked after. It was covered in gold and inside were the rules that God had given his people to help them live this way.

The people carried the box back to Jerusalem. Everyone danced and sang and cheered all the way. King David was happy too. "Now we will all remember that God is with us." He smiled. And everyone danced and sang and cheered again.

Activity sheets

Print out the Bubbles sheet 14 at the back of the pack and colour in the picture.

Activity Two – Story Book

Over the next few weeks we are going to make a story book of the stories of David.

Get 2 sheets of card and decorate one to be the front of your book.

Get some help to punch holes in the front and back cover.

Print out the sheet at the back of the pack about today's story when David was made King. You can colour this in.

Also punch holes in this sheet.

Then thread some ribbon through the front and back cover and this page and tie it in a bow.

Next week we will add another page to this book.

Picture Prayer Time

Get a sheet of paper.

King David wanted to thank God for something.

Can you think of something you want to thank God for?

Draw a picture of it.

Let's pray together. Thank you, God for "describe the picture". Thank you are with me now just like you were with King David and made him great and strong. Amen.

Bubbles¹⁴

David becomes king



Can you find these in the big picture?

a long pole

a tambourine

a trumpet

Colour them in. And then colour the rest of the picture.

Photocopiable resource

Today's aim is to know that God is good and to respond to him with thanks.
2 Samuel 5:4-12;
6:1-19

The people of Israel had a special box to remind them that God was always with them.

When David became king, he wanted to bring God's special box to Jerusalem so that everyone in the city would remember God.

As the box was carried along, people shouted and made music—and King David danced for happiness.

Look at the picture with your child. Who looks happy? Who is dancing? Who is making music?

The Bible story is on **Bonus Sheet D**.

