

Sparklers @ Home Week 35.

Nehemiah Builds Nehemiah 1,2

Hi Sparklers,

This week we are going to see that God shows his people what to do. Nehemiah learned that God was always with him to help and guide him. When we feel helpless and alone, we can trust in God to show us what to do.

Activity – Nehemiah Puppet

Print out the puppet template from the back of this pack.

Cut out the puppet bodies and heads.

Decorate the puppets you can use crayons or felt pens and even use wool for hair or maybe cut out some fabric clothes, it all depends what you have to hand.

Make a small hole through the neck of the head section to and the top centre of the body and attach them together with a split pin.

You can turn the head around to get the sad face. And then turn it around to make the happy face.

Right have your puppet to hand as we hear this weeks bible story.

Bible Story.

Once, the walls around Jerusalem were strong and high. The people were happy because they felt safe. But one day some soldiers came into Jerusalem and broke down the walls. The people were no longer safe. Some of them were taken as prisoners far, far away from Jerusalem.

Nehemiah was a prisoner. He worked for the king far, far away from Jerusalem, but he wished he could go home.

One day, Nehemiah heard that the walls of Jerusalem were still broken down. The people there were not safe at all.

Nehemiah cried. He felt so sad. He talked to God. “please help me”, he said. “Show me what to do”. And God did help Nehemiah. God did show him what to do.

Nehemiah went to the king. He tried to smile as usual, but he was too sad to smile. (Turn your puppets to sad face).

“What’s wrong?” asked the king. Nehemiah asked God to help him again. And God did help. When Nehemiah told the king about the walls around Jerusalem being broken down, the King said, “I will help you. Go back to Jerusalem. Take some wood to help with the building.”

How happy Nehemiah was! (turn puppet to smiley face). God had helped him. It was a long, long way to Jerusalem. When he arrived, he saw the tumbled down wall and the burned gates. Nehemiah felt very sad. (turn puppets to sad face).

So, he called the people of Jerusalem together. “We are not safe here,” he told them. “The walls are broken down, but God is with me, helping me, and if we work together we can build the walls again.”

“We will. But how will we do it?” they asked. “It will be very hard work.”

Nehemiah said, “I am sure God will help us and show us what to do.”

Activity sheet

Print out the Bubbles sheets at the back of the pack.

Sheet 1:



Can you follow the maze to take Nehemiah to the King. Can you then take him to Jerusalem to help rebuild the walls

Sheet 2:

Cut out some bricks from the paper. Can you stick them on the wall to rebuild it.


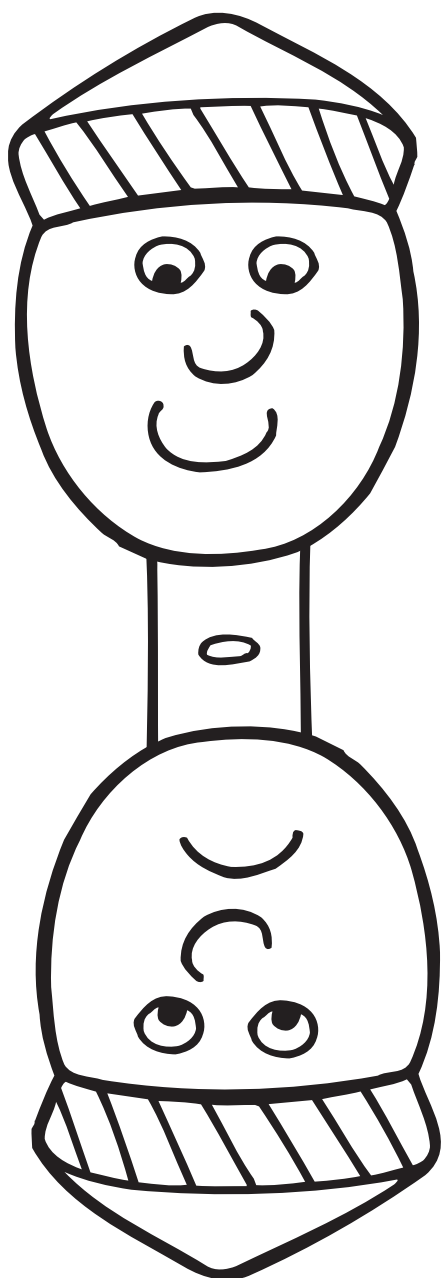
Photocopiable resource...

- 1 Copy this page onto card.
- 2 Cut out the body and the heads.
- 3 Decorate the body with crayons, pens or collage material.
- 4 Colour the faces and draw or glue on knitting wool or string to represent hair.



- 5 Attach the head to the body, using a split pin through the neck.

- 6 Turn the head section to show a sad or happy face, as required.



Draw a line to take Nehemiah to the king.

Where did he go next?

God showed Nehemiah what to do.

The walls of Jerusalem are broken down.

I will help you.

Bubbles 20

Nehemiah builds

Today's aim is to be sure that God can help us and show us what to do.
Nehemiah 1, 2

Ask why Nehemiah is so upset and read what he is saying.

Nehemiah needs help, but how will he know what to do?

Read what Kris says. Let your child draw a line along the path that leads to the king. Read what the king is saying.

This Bible story shows an aspect of God's care – God does not leave us alone with problems. He shows us what to do, if we are open to what he wants to say to us. Nehemiah was helpless on his own, but with the king's help he was able to return to Jerusalem and begin to rebuild walls. When we feel helpless and alone, we can trust God to show us what to do. It is an amazing lesson that your child can learn right now.

The Bible story is on **Bonus Sheet E**.


© Scripture Union 2018

20 Bubbles

Nehemiah builds

Discuss the wall and what Nehemiah is doing.


Ask what he needs to finish rebuilding the wall. Point out the five bricks on the side of the **Bubbles Sheet**. Cut these out. (Cut the strip off first before letting your child cut the bricks out.) Encourage them to place and glue the bricks correctly to complete the wall.



Help Nehemiah to build the walls. Stick the bricks in the wall.



Cut out these 5 bricks. Make them separate.



Bubbles
Blue Compendium