

Sparklers @ Home Week 37.

The Potters House Jeremiah 18:1-12

Hi Sparklers,

Jeremiah's story allows us to see and experience how God relates to his people. Over the next few sessions, we will find out that God wants to be close to each of us, looks after us and can be trusted. In this session, we have lots of opportunities for hands on explorations of the story of Jeremiah and the potter.

Activity – Clay Pots

You will need some clay or Playdough.
Some tools for shaping and patterning.

Start by taking a lump of clay (or playdough).

Here are 3 ideas you can make 1 or all of them (diagrams at back of pack):

Bowl

Put your thumb in the middle and tease it out to make a bowl.

Place it on a flat surface and push down to ensure it has a stable flat bottom.

Pot

Get some more long strips of clay and roll them out then coil them up to make a pot

Box

Get some clay and roll it flat cut out rectangles to construct a box. You need to wet the clay edges a bit to bond the corners.

Decorate the items you have created. You have just done exactly what Jeremiah sees the potter doing in today's story.

Bible Story.

Jeremiah watched the potter take a lump of clay.
Roll it, squash it, make it smooth, make a ball of clay.
And Jeremiah said, "God is like the potter"

Jeremiah watched the potter take that ball of clay.
Press it, stretch it, pull it upwards make a little pot.
And Jeremiah said, "God is like the potter"

Jeremiah watched the potter as the pot went wrong.
Squash it, roll it, smooth it over, make a ball again.
And Jeremiah said, "God is like the potter"

Jeremiah watched the potter make the pot again.
Press it, stretch it, pull it upwards to make another pot.
And Jeremiah said, "God is like the potter"

Jeremiah watched the potter finishing his pot.
Flat base, nice shape and pretty pattern; what a useful pot!
And Jeremiah said, "God is like the potter"

Jeremiah watched the potter and God spoke to him:
"Like the potter, and kind and gentle, I can shape your life."
And Jeremiah said, "God is like the potter"

Just as the potter can start again with a wonky pot. God can help us start again.

Activity sheets

Print out the Bubbles sheets at the back of the pack on the first you can draw a pot on the second you can choose which pot you like and colour it in.

Praise Songs:

Why not join into these praise songs with any musical instruments you have at home:

What a mighty God we serve <https://www.youtube.com/watch?v=lijsESdEnZg>

This little light of mine <https://www.youtube.com/watch?v=cKkblZtqhyQ>

Jesus loves me (dance version) <https://www.youtube.com/watch?v=C80e5wIEs1A>

Prayer pots

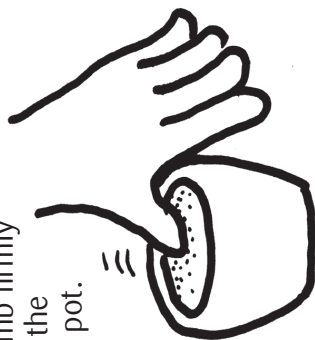
1 Roll a lump of clay or dough in your hands to form a ball.



2 Place the ball on a flat surface and press down gently, to give a stable base.



3 Press your thumb firmly into the top of the ball, to make a pot.



Clay pots (1)

1 Shape a piece of clay into a saucer shape, in your hands.



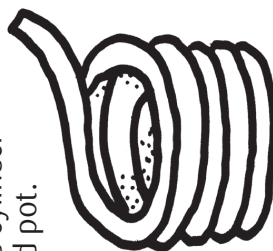
2 Rest it on a flat surface and press down gently, to give a stable base.



3 Roll out long strips of clay, like long worms or thin sausages!



4 Coil them round and up to make a cylinder shaped pot.

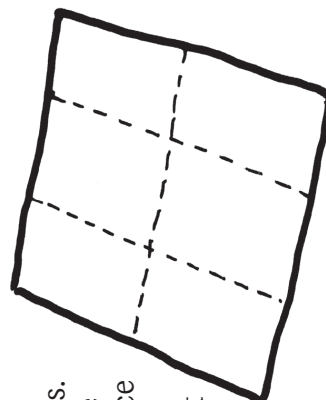


Clay pots (2)

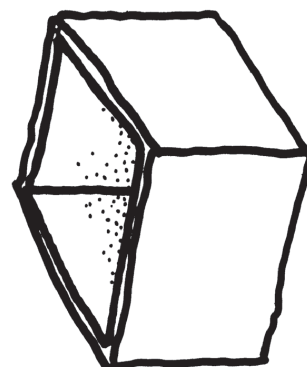
1 Roll the clay out flat.



2 Cut five rectangles. (Keep the extra piece of clay and use it again.)



3 Place one piece as the base of your pot.



4 Moisten the edges and stick the other pieces together in a box shape.



23 Bubbles Jeremiah and the potter

Today's aim is to realise that God wants us to be close to him.
Jeremiah 18:1-12

God gave Jeremiah a message for the people, through watching a potter at work.

Your child is not at a stage of development yet, where they can understand the full symbolism of the story. You may find this explanation



Help the potter to make a pot.

Is it a good pot?

helpful, taken from a retold Bible story in **Bubbles**. Jeremiah says, "God told me to go down to watch the potter. I saw him mould the clay, shape it, then make a mistake and start again. God told me that we are a bit like the clay that the potter was using. Sometimes we are naughty, sometimes we do things we shouldn't. Then we're like the pot that has gone wrong. But God is like the potter and he wants us to be like good pots. He keeps shaping us, like the clay, until we are just right."

Playing with clay and dough is a very satisfying experience for your child. Squelching, rolling, moulding, thumping, fingering, shaping, modelling – many ways for your child to enjoy their God-given sense of touch. It is a totally absorbing experience, helps develop motor skills, helps creativity and self-expression and allows the imagination to fly! It is a very undemanding material which encourages experimentation, and can be used again and again. But there is more to clay and dough than

manipulative play. Playing provides a natural and relaxing time for you to chat together – about the Bible story, about what you are making, about anything and everything!

The Bible story is on **Bonus Sheet F**.

Which pot are you?

Enjoy playing this light-hearted game together.

Look at the pots and ask, "What do you feel like today?" "Which pot is like you?" There are no right or wrong answers and your child's response may be different each time you look at the **Bubbles Sheet**. Then ask, "Which pot would you like to be?"

You may want to explore your child's answers in more depth. This is not a scientific exercise! But you could

chat further, asking why your child chose a pot and what it is about the pot that appeals.

Which pot is like you? Colour it in.

